



# GENDER MATTERS

from the New Hampshire Women's Foundation

WHEN YOU KNOW THE FACTS, YOU CAN ACT!

2021: ISSUE 1

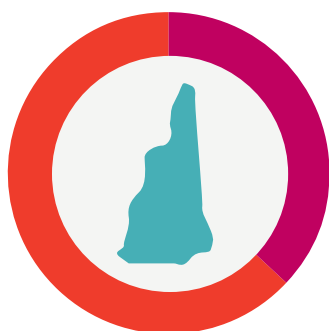
New Hampshire Women in Municipal Town Government

*The New Hampshire Women's Foundation works toward social and political gender equality in New Hampshire and political pathways to power often start at the local level.*

While New Hampshire women have a deep history of service in their communities supporting local government institutions, there is significant variation in their representation on elected local select boards and school boards across municipalities. Statewide, there is a significant gender gap in elected representation for women at the local level.

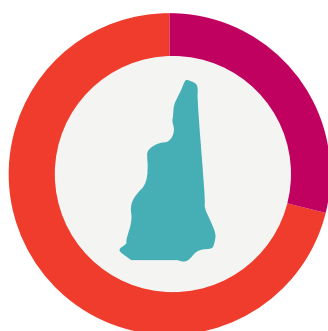
## REPRESENTATION OF WOMEN ELECTED OFFICIALS ACROSS THE STATE

TOWN ELECTED OFFICIALS BY GENDER



■ 37% WOMEN ■ 63% MEN

TOWNS ACHIEVING GENDER PARITY OR MAJORITY WOMEN



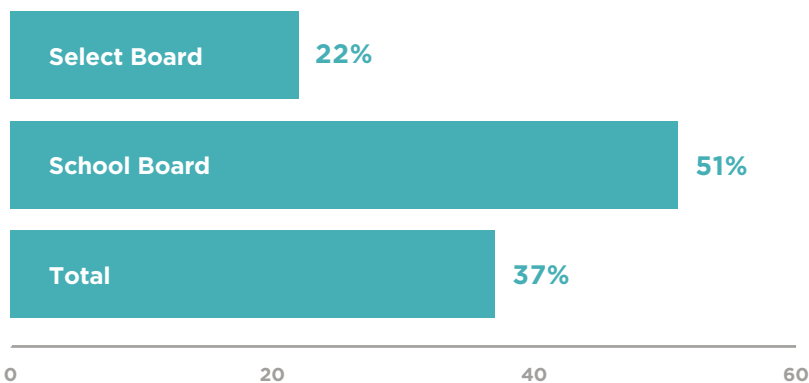
■ 29% WITH ■ 71% WITHOUT

There are **1,642** elected town officials in the state, however, only **37%** are women. Only **29%** of the **221** towns achieved gender parity or majority women in local elected positions.

## SELECT BOARD AND SCHOOL BOARD

While town governance structures vary across the state, all towns elect members of a select board and school board. Gender representation in these positions are not equal. Statewide, town select boards are overwhelmingly occupied by men, whereas school boards tend to have greater gender parity. It is especially important to achieve gender representation for women on select boards, since they serve as the executive branch at the local government level and have significant influence over the functions, budget and operations of the town.

TOTAL % WOMEN ELECTED OFFICIALS IN TOWNS BY POSITION



**41%** OF NH TOWNS HAVE **ZERO WOMEN** ON THEIR SELECT BOARD

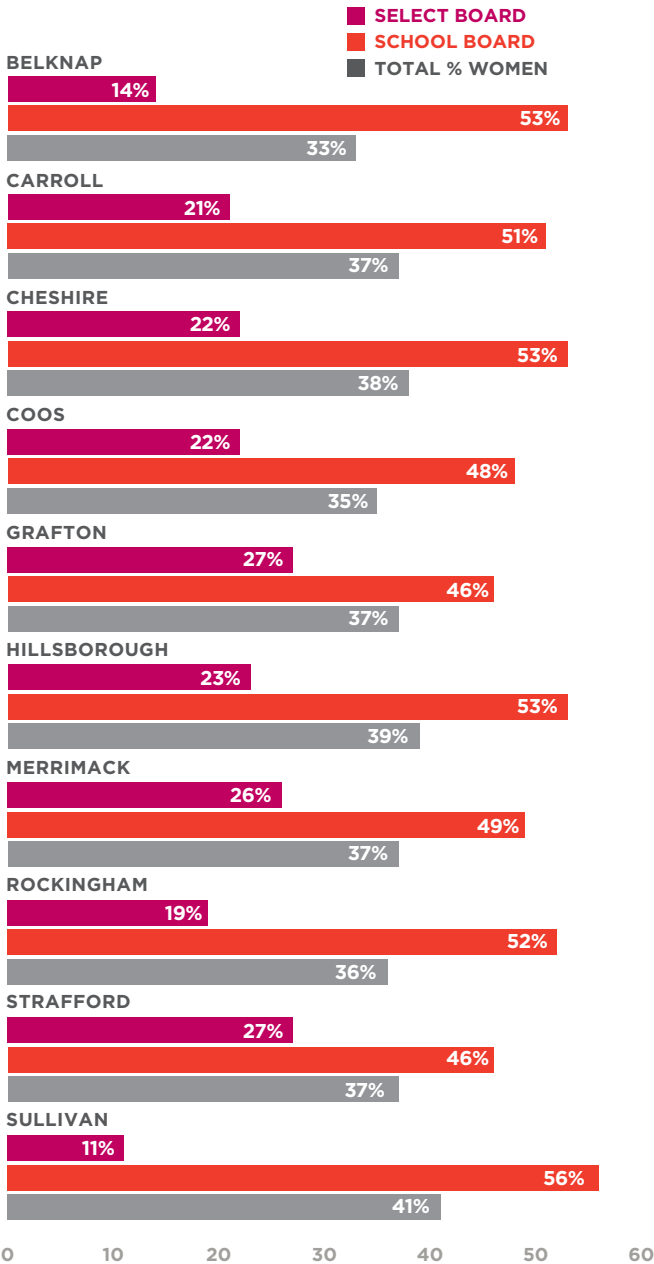
LOOK UP YOUR TOWN!

Explore the gender breakdown of your town's elected officials on the New Hampshire Women's Foundation website at: [NHWomensFoundation.Org/GM2021Towns](http://NHWomensFoundation.Org/GM2021Towns)

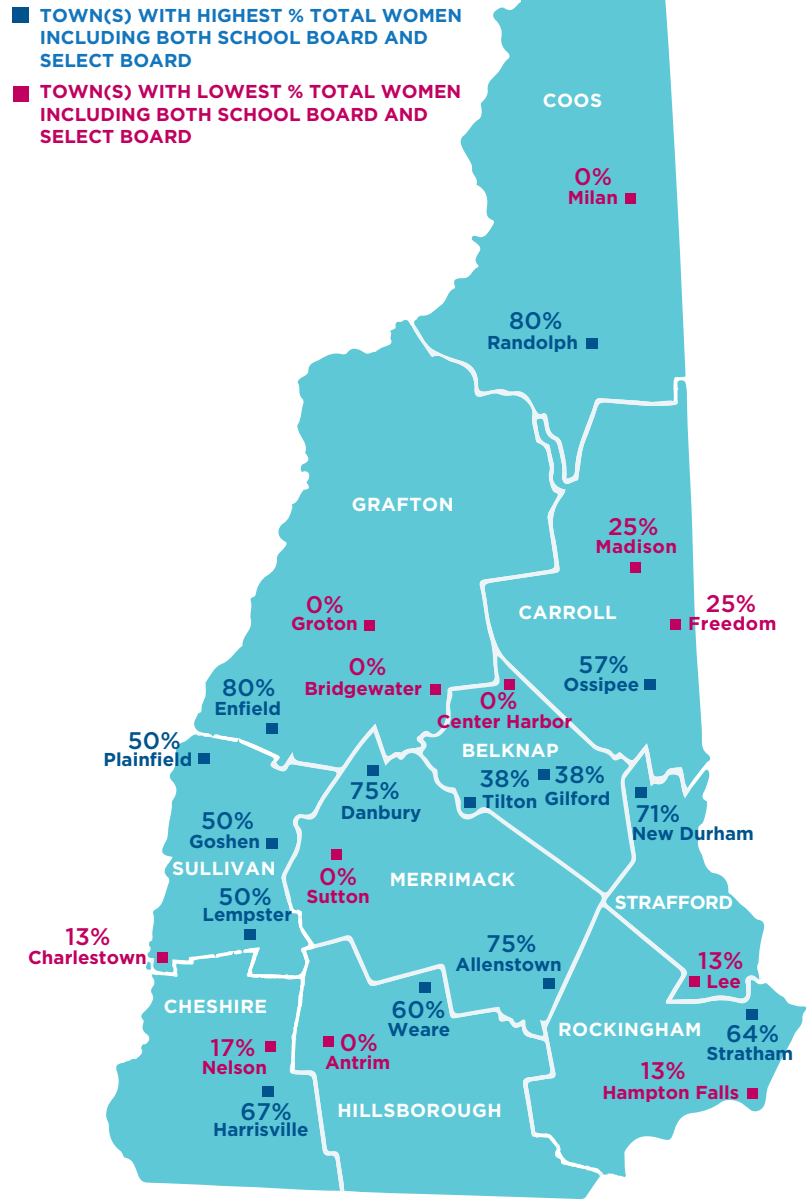
## WOMEN ELECTED TOWN OFFICIALS BY COUNTY

Representation by women in town government varies significantly across the state. Data aggregated at the county level further illustrates what we see statewide: women are largely underrepresented as local elected officials.

### WOMEN AS A PERCENT OF SELECT AND SCHOOL BOARDS IN EACH COUNTY



### TOWNS WITH HIGHEST AND LOWEST PERCENT WOMEN IN EACH COUNTY WHEN SCHOOL BOARD AND SELECT BOARD ARE COMBINED



### LOOK UP YOUR TOWN!

Explore the gender breakdown of your town's elected officials on the New Hampshire Women's Foundation website at: [NHWomensFoundation.Org/GM2021Towns](http://NHWomensFoundation.Org/GM2021Towns)

**METHODOLOGY:** This report was produced conducting original research obtained from elected official listings published by each of the 221 municipalities and 13 cities in New Hampshire and accessing other public references to local elected officials that identify them by gender/sex. In all instances verification of our conclusions was sought from each Town Clerk. This report would not be possible without their cooperation. These data are current as of August 2020



new hampshire  
**WOMEN'S  
FOUNDATION**

We invest in opportunity and equality for women and girls in New Hampshire through research, education, advocacy, grantmaking, and philanthropy.

